


SETUP AND USE UNION GROVE MOBILE APP

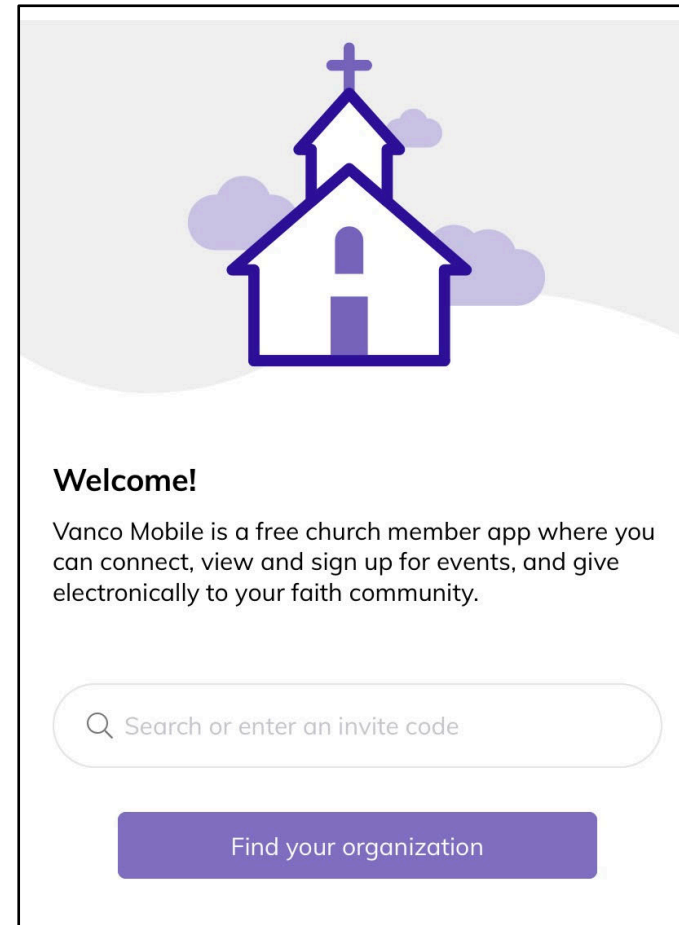
From VANCO



STEP 1: IPHONE USERS GO TO APP STORE. ANDROID USERS GO TO GOOGLE PLAY AND DOWNLOAD THE “VANCO MOBILE FAITH ENGAGEMENT” APP



STEP 2: OPEN APP AND SEARCH FOR “UNION GROVE MISSIONARY” AND CLICK “FIND YOUR ORGANIZATION” BUTTON




STEP 3: SELECT UNION GROVE MISSIONARY BAPTIST CHURCH


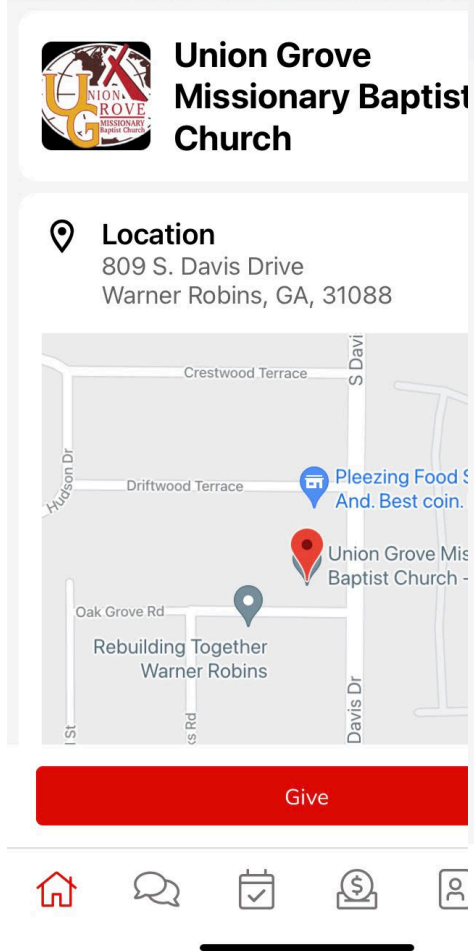

✕ Search organizations

🔍 Union Grove missionary ✕

All Organizations Sort: Name (a to z) ▼

 Union Grove Missionary Baptist Church >
809 S. Davis Drive
Warner Robins, GA, 31088



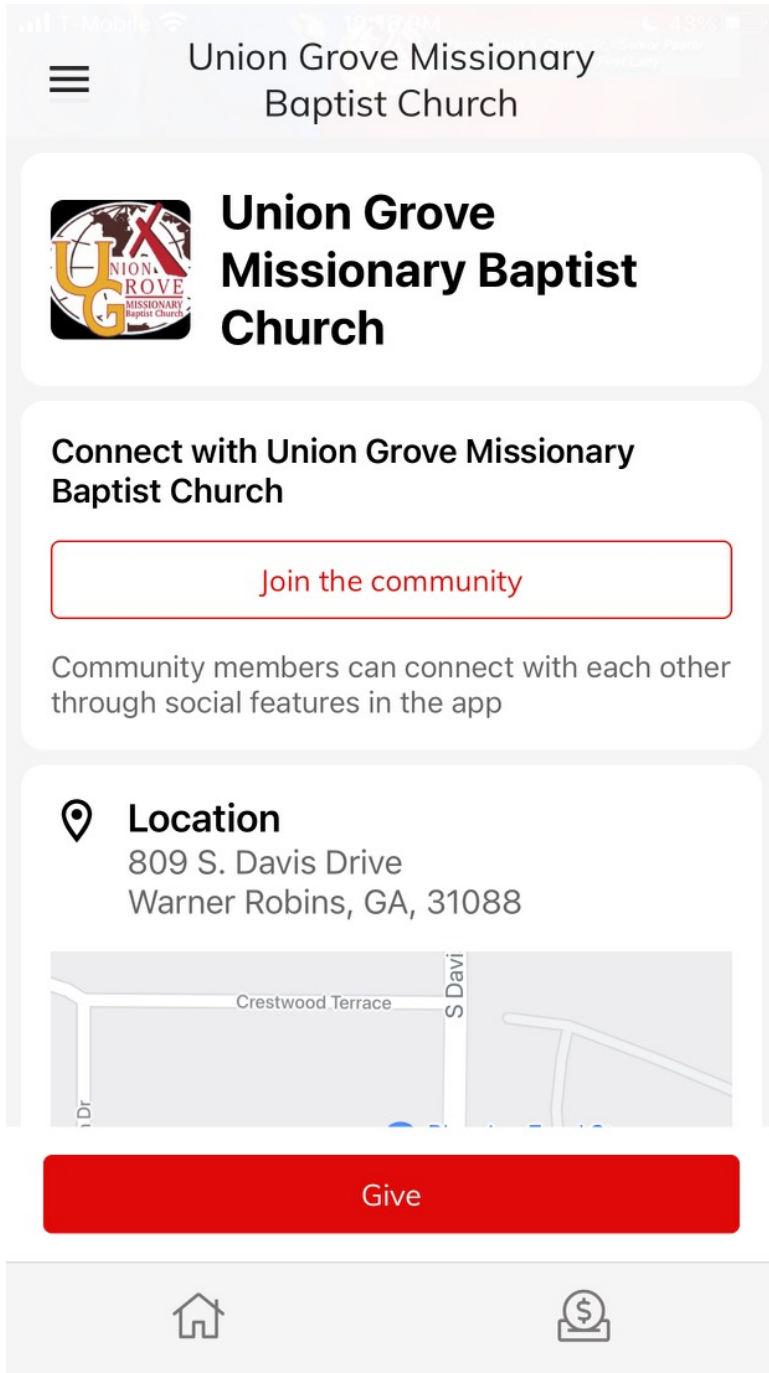


STEP 4: YOU SHOULD HAVE ACCESS TO GIVE AND JOIN THE VIRTUAL COMMUNITY ON THE MOBILE APP.

If you already created an account under the give page on the Union Grove website, please use that as your login information.

Otherwise create a new account by selecting Sign Up link.





TO JOIN THE COMMUNITY

Once you have an account. Sign in and press the “Join the community” button. A request will be sent to the church admin for you to join. Once the request is approved, close the app and sign in again.

Once in the community you will receive notifications about upcoming events and upcoming announcements.

